
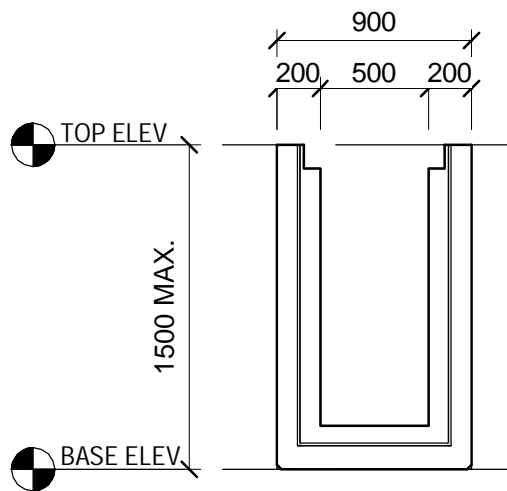



PLAN VIEW



SIDE VIEW



FRONT ELEVATION



ELEVATION



500 TRENCH

CONCRETE	RELEASE 15 MPa	28 day 30 MPa	AIR 5-8%	SLUMP 70mm	TYPE 50	DRW. NO. <b>W11-01</b>
VOLUME	SELF WEIGHT					
3.23m <sup>3</sup>	8076 kg	17804 lbs				
DATE: APRIL 2022	CODE: 0100	BY: AB	Rev. A			